

► The Starlite Series

STARCRAFT BUS
a division of Forest River, Inc.

► Standard Exterior Feature Highlights

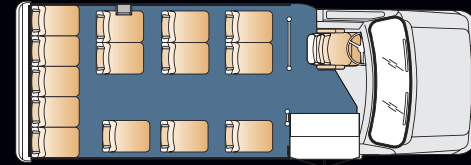
- Fully welded steel cage construction meeting all applicable FMVSS requirements
- "Starview" drivers visibility window in front of entry door
- Electric actuated passenger entry door with full length glass
- 36" high x 36" wide high upper double T-Slider tempered safety glass windows with climate control tint
- Black powder coated steel rear bumper
- Rear mud flaps
- Pre-painted white aluminum side, rear walls, skirts
- One-piece seamless FRP (fiberglass reinforced plastic) roof
- Breakaway rearview mirrors with built-in convex
- Drip rail over all windows and passenger door openings
- Sealed LED stop, tail, and turn signal lights with incandescent reverse lights
- Exterior graphics package available in three colors (blue, green, or burgundy)

► Standard Interior Feature Highlights

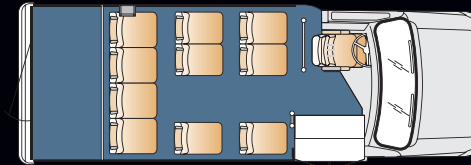
- 81" interior width
- 76" interior floor to ceiling height
- Welded floor and wall seat track for flexible seating
- Black ribbed rubber aisle with gray carpet under the seats
- 5/8" exterior grade plywood flooring
- Ceiling and rear wall fabric for sound abatement
- FRP (fiberglass reinforced plastic) sidewalls for ease of cleaning
- White step nosing
- 1.25" left hand vertical passenger assist rail at entry door
- Printed circuit board with automotive type fuses and LED trouble shooting lights
- Entry door step well lights
- Incandescent driver and passenger area lighting

► Popular Option Highlights

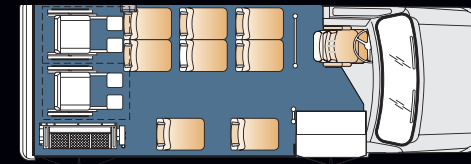
- Stainless steel wheel inserts
- Interior and exterior LED lighting
- Luggage Storage areas (overhead luggage racks with reading lights, interior luggage racks, rear storage area)
- Rear emergency door with window(s)
- Passenger area rear heat and air conditioning
- Complete rubber flooring
- Passenger grab rails
- Padded vinyl or cloth walls and ceiling
- Audio and video systems
- Mid back or high back seating
- ADA and FMVSS compliant wheel chair lifts and securement systems
- Seat belts



14 Passenger Plus Driver



10 Passenger Plus Driver
with Secure Rear Cargo Area



Lift System for Wheelchair Passengers,
Plus 8 Ambulatory Passengers

Due to our commitment to product quality, specifications and options are subject to change without notice in the interest of product improvement and market changes.



Altoona Tested • 5 Year/150,000 Miles

► The Starlite Series

STARCRAFT BUS
a division of Forest River, Inc.



STARCRAFT BUS
a division of Forest River, Inc.

2367 Century Drive • Goshen, IN 46528 • Lit. No. SCB-06/093010
1.800.348.7440 • Fax: 574.642.3301 • www.starcraftbus.com

► Value-Packed, Narrow-Body Bus

► **The Starlite Series** | Value-Packed, Narrow-Body Bus

STARCRAFT BUS
a division of Forest River, Inc.



► The Starlite is the perfect solution for those in the market for a smaller shuttle bus or an alternative to a raised roof van. The Starlite, with its narrow body and long list of standard features, can accommodate a variety of needs. Drivers will appreciate the improved handling and stability the Starlite offers with its dual rear wheels. Because a Commercial Drivers License isn't needed to operate the Starlite (check your state requirements), it's always ready for the road.

Passengers will be able to enter and exit the Starlite with ease through the wide entry door and deep steps and can comfortably move throughout the bus with its 20" aisle and 77" of interior head room. Once seated, passengers will have a great view through the 36" x 36" windows. This, combined with the previously mentioned features, makes the Starlite the most spacious shuttle bus in the industry.

Starcraft Bus, a division of Forest River, Inc. is owned by Berkshire Hathaway, one of the most respected and secure companies in the industry. We continue to be the leader by providing value-packed performance, durability and safe transportation.



Starlite shown with optional ADA accessible lift door

► **Starlite Features** | Features to Meet Your Specific Needs



Optional wheelchair accessible floor plan with mid back seats, top mounted grab handles and armrests. Also shown, complete FRP interior for ease of cleaning.



Optional double wheelchair door with top mounted gas shocks to hold door open in windy conditions



Optional 13 passenger capacity with mid back seats, top seat mounted grab handles and armrests. Also shown, complete FRP interior for long lasting durability.



Driver's switch panel conveniently located within view of the road and not on the engine cover



Optional ADA wheelchair lift mounted in the rear of the bus



Printed electrical circuit board with LED trouble-shooting lights

